



bye bye

SUMMER

welcome AUTUMN

Please chat in your:

1. Name
2. Organization
3. As summer ends and we welcome Autumn, what is your favorite month of this upcoming season?

Thursday, September 12; 12 p.m. – 1 p.m. PT

Data Submission - Cycle 2

CalHIVE BHI Data Webinar



California Quality
Collaborative

CalHIVE BHI's Dashboard Coming Soon!



Welcome!


Add your organization to
your name

Turn on video if possible



Engaging Today

- Share questions in the chat or come off mute
- Participate in Zoom polls and breakout rooms



Need help?

Direct message
Kristina Mody
if you have any technical
issues

Today's Team



Jose Ordonez
Manager, Data Analytics
jordonez@pbgh.org



Anna Baer
Program Coordinator,
Care Transformation
abaer@pbgh.org

Our Agenda


Today, we will:



Reflect on your Cycle 1 data submission experience



Discuss Tableau CalHIVE BHI Dashboard Access



Reexamine pilot site reporting deliverables and timeline



Review Cycle 2 data submission process, deliverables and timeline



California Quality
Collaborative

Cycle 1 Data Submission Experience

Poll: Cycle 1 Participant Experience

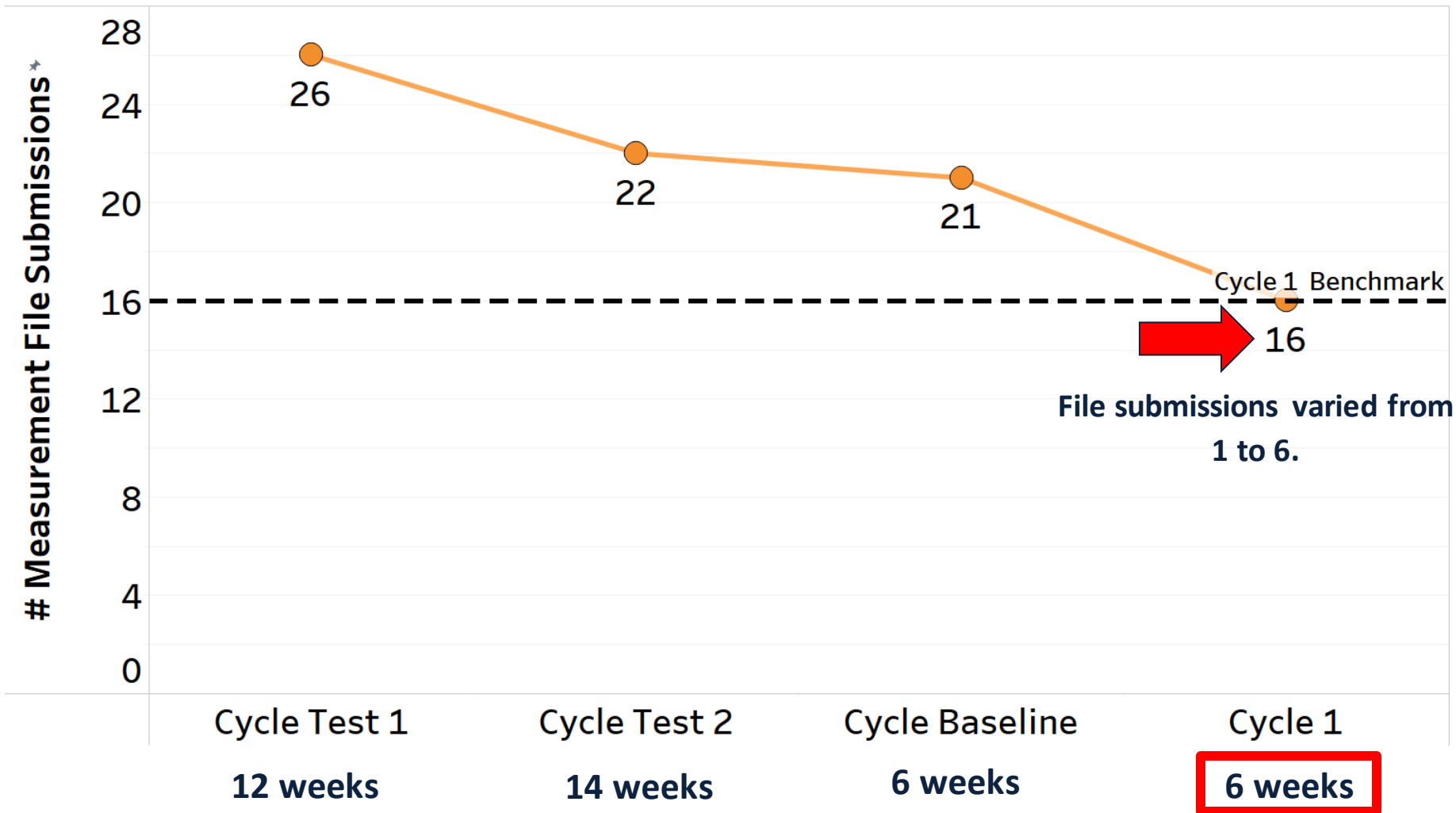
How would you rate your experience in submitting data for Cycle 1?

- Very Good
- Good
- Neither Good nor Poor
- Poor
- Very Poor



Cycle 1 Data Submission Goal Results

CalHIVE BHI Measurement File Submissions



Cycle 1 Goals:

- Reduced the number of measurement files submissions to 2.
- Reduced the length of the data submission window from 6 to 4 weeks.

Let's Hear from You!

1. In the past year, to what extent did your reporting providers change (e.g., providers leaving, addition of new providers)?
 - Are there differences between your organization and pilot site?
2. What questions, reflections or comments do you have regarding your data submission process?





California Quality
Collaborative

Tableau CalHIVE BHI Dashboard Access

CalHIVE BHI's Dashboard

- **CalHIVE BHI's Dashboard**, Tableau-based business intelligence tool for data visualization, will provide participants with the ability to:
 - **Track** measure performance over time across all CalHIVE BHI global measures and **stratify** by practice/clinic (including you pilot site), product and provider.
 - **Select and visualize** custom and standard benchmarks to compare with your measure performance.
 - **Inform** relative and absolute change from baseline and benchmark.
- **What is next for CalHIVE BHI Data Leads:**
 - Set up a meeting with your organization's Tableau designated member (if it is not you) and review your data for Cycle Baseline and 1. **As you explore your data, evaluate if it matches with internal trends and insights.**
 - Join our **October BeeHIVE Webinar (optional), Data Trends and Improvements on Tuesday, October 22 at 11 a.m.** Bring your questions, insights and come ready to learn from peers (unblinding peers' data will happen the next month or two).



Tableau Questions?





California Quality
Collaborative

CalHIVE BHI Pilot Site Measure Reporting

Implementation Plan – Section 6: Pilot Site Evaluation Measures

Category – Definition
Outcome – impact of the health care service or intervention on patients’ health
Process – if steps in the system are performing as planned
Patient Experience – patient perceptions across continuum of care
Workforce – experience from providers and other care team members, workload, collaboration
Financial – direct and indirect costs and revenue

TIPS

- Start **small**
- **Leverage existing data collection** (especially technology, e.g. text-based patient surveys)
- If you can’t get the data now, **identify a plan for how you can get the data** (*don’t let it be a barrier to program success/launch*)
- **Be clear with a plan and priority** and engage stakeholders early (let them know what you want to report on and ask for help)
- Your **measures may change** as the program evolves

Implementation Plan – Section 6: Pilot Site Evaluation Measures Example

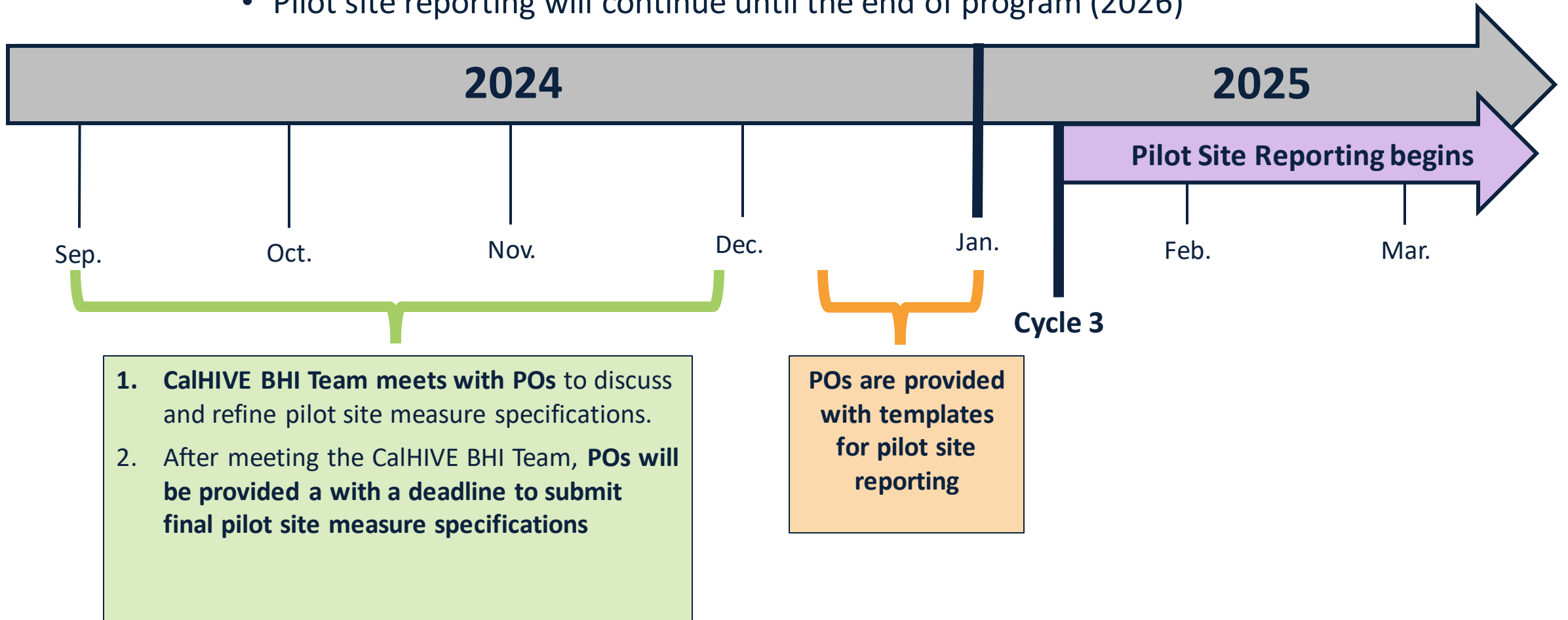
Domain– Definition	Current PO Examples
Process – if steps in the system are performing as planned	<ul style="list-style-type: none"> • Patients referred to BHI that agree to services • Depression Screening and Follow up for Adolescents and Adults
Financial – direct and indirect costs and revenue	<ul style="list-style-type: none"> • Ability to capture charges placed by BHI visit and revenue generation for the provider group. Which visit type, consider copayments (cost sharing with parties). List link to specific CPT codes. • Tracking BH visits (Scheduled vs. Completed)

These two measures domains:

- Allow us to understand of what is working (and what is not) regarding your program implementation
- Review small test of change
- Track coding and billing processes and support your sustainability efforts that can provide a dollar amount to help your business case
- Get buy-in from staff and leadership

Pilot Site Data Reporting Timeline

- Pilot site reporting will continue until the end of program (2026)



By December 2024, POs will have submitted their final measure specifications

Next Step: Final Draft of Pilot Site Measures' Specifications

Measure Revision Date	9/6/2024 (Next revision until Cycle 7)		9/25/2024 (Next revision until Cycle 7)
Org Name	Bay Area IPA		Bay Area IPA
Measure Type	Process Measure		Financial Measure
CalHIVE BHI Reporting Cycle	Cycle 3 through Cycle 10		Cycle 3 through Cycle 10
Measure Name			
Definition			
Numerator Description			
Denominator Description			
Data Stratification (Optional)			
Relevant Codes			
Exclusions			
Data Source			
Measurement Frequency			
Reporting Frequency			
How will data be presented			
Responsible			
Baseline			
Target			
Description of current data collection efforts			

Refine Measure specifications to Final Draft and Prepare to build reports to submit pilot site measurement data.

Refine Measure specifications to Final Draft and Prepare to build reports to submit pilot site measurement data.

Measure Reporting for CalHIVE BHI by Cycle 3

Cycle Baseline – Cycle 10
(2024 – 2026)

Global Reporting

- | | |
|----|------------------------------------|
| 1. | Enrollment (all patients) |
| 2. | Depression Screening and Follow-Up |
| 3. | Depression Remission or Response |
| 4. | Diabetes HbA1c Poor Control (> 9%) |

Global Reporting: Measure Performance Data reported through rolling 12 months measurement periods for the entire primary care PO network (includes pilot site)



Cycle 3 – Cycle 10
(2024 – 2026)

Pilot Site Reporting

- | | |
|----|--|
| 1. | Implementation Plan Section 6 – Process Measure |
| 2. | Implementation Plan Section 6 – Financial Measure |

Pilot Site Reporting: Measure performance data reported only for the pilot site. Measures and Measurement periods are PO specific.

Cycle 3 Pilot Site Reporting Template Example

- Pilot Site measurement data will be aggregated and reported through numerators and denominators

Last Date of Measurement Month	PO Identifier	Stratification (PO Specific)	Measure Name/ID	Denominator	Numerator
1/31/2025	41111	99492	FIN1	60	50
1/31/2025	41111	99493	FIN1	16	16
1/31/2025	41111	99494	FIN1	8	4
1/31/2025	41111	99492	FIN2	\$9720	\$8100
1/31/2025	41111	99493	FIN2	\$2400	\$2400
1/31/2025	41111	99494	FIN2	\$800	\$400

Questions?



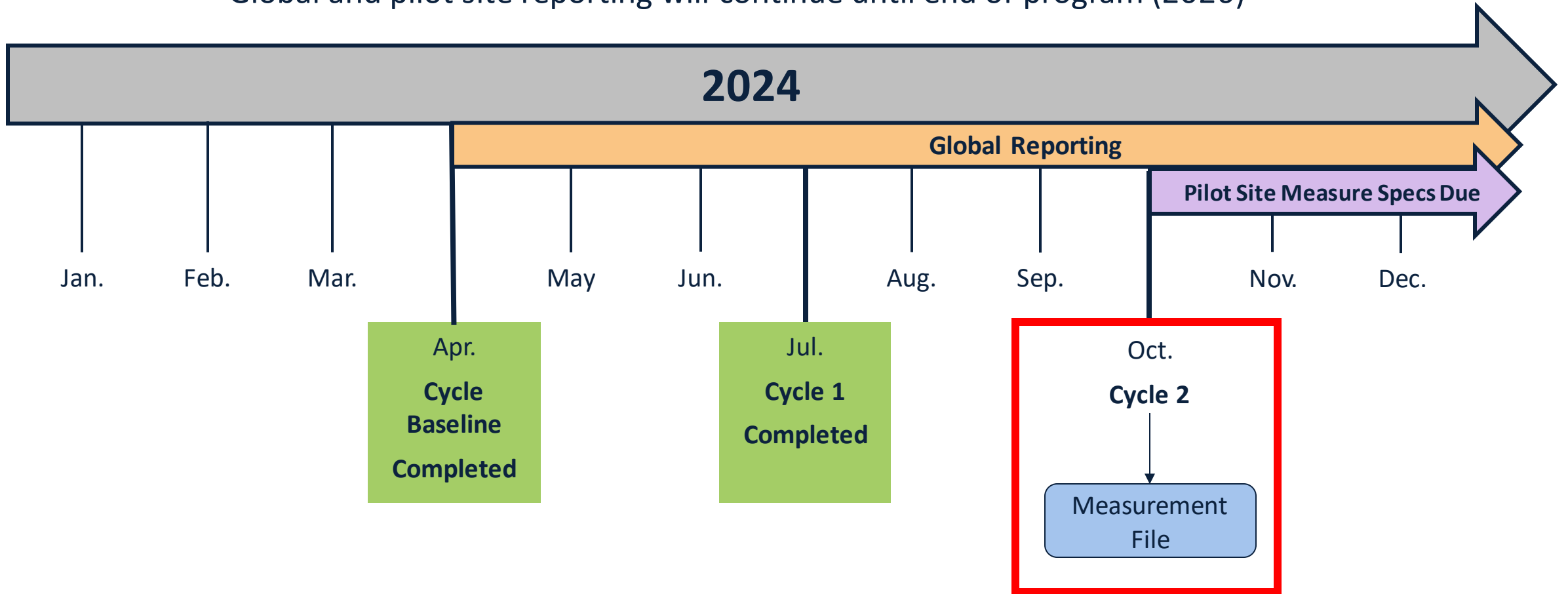


California Quality
Collaborative

CalHIVE BHI Cycle 2, Global Measure Reporting

2024 Data Reporting Timeline for CalHIVE BHI

- Global and pilot site reporting will continue until end of program (2026)



CalHIVE BHI's Cycle 2 Timeline

Sunday	Monday	Tuesday	Wednesday	Thursday	Friday	Saturday
October 2024						
	1	1	2	3	4	5
6	7	8	9	10	11	12
13	14	15	16	17	18	19
20	21	22	23	24	25	26
27	28	29	30	31		

Measurement File Due Date

Measurement File Resubmission Due Date

Cycle 2 Data Submission will close out by October 31st (4 weeks to complete this cycle).

Cycle 2 Data Deliverables

Measurement File

- Submitted **quarterly** to report performance data across all CalHIVE BHI measures. Data will be reported at the clinician level (numerators/ denominators) with their corresponding practice locations and payer-product mix.

Cycle 2 (October 11th, 2024)

Please report the following measurement periods:

- 5/1/2023 – 4/30/2024 (4/30/2024) Rolling 12 Months
- 6/1/2023 – 5/31/2024 (5/31/2024) Rolling 12 Months
- 7/1/2023 – 6/30/2024 (6/30/2024) Rolling 12 Months

Measurement File Example

Measurement File								
Measurement Period Last Date	PO Identifier	Clinician NPI (Type 1)	Practice TIN	Practice NPI (Type 2)	Product	Measure Identifier	Denominator	Numerator
5/31/2024	31110	1234567890	012345678	1234543210	MA	HPC	30	15
5/31/2024	31110	1234567890	012345678	1234543210	HMOPOS	HPC	60	30
5/31/2024	31110	1234567890	012345678	1234543210	MA	ENR	90	
5/31/2024	31110	1234567890	012345678	1234543210	HMOPOS	ENR	100	
6/30/2024	31110	1234567890	012345678	1234543210	MA	HPC	32	14
6/30/2024	31110	1234567890	012345678	1234543210	HMOPOS	HPC	62	27
6/30/2024	31110	1234567890	012345678	1234543210	MA	ENR	93	
6/30/2024	31110	1234567890	012345678	1234543210	HMOPOS	ENR	105	

Cycle 2 Reminders and Naming File Format

Example Organization Name: Long Beach IPA

First Submission:

- Long Beach IPA Measurement File

First Resubmission (validation failed the 1st time):

- Long Beach IPA Measurement File res1

Second Resubmission (validation failed the 2nd time):

- Long Beach IPA Measurement File res2



Reminders:

- Use the same unique Box link that was provided to you during Cycle Test 1.
- If you have lost your unique Box link, email Jose Ordonez at jordonez@pbgh.org

Measurement Files' Validation Email

Data Validation Results:

An automated validation email will be sent to your organization's data team indicating whether your file passed or failed validation.

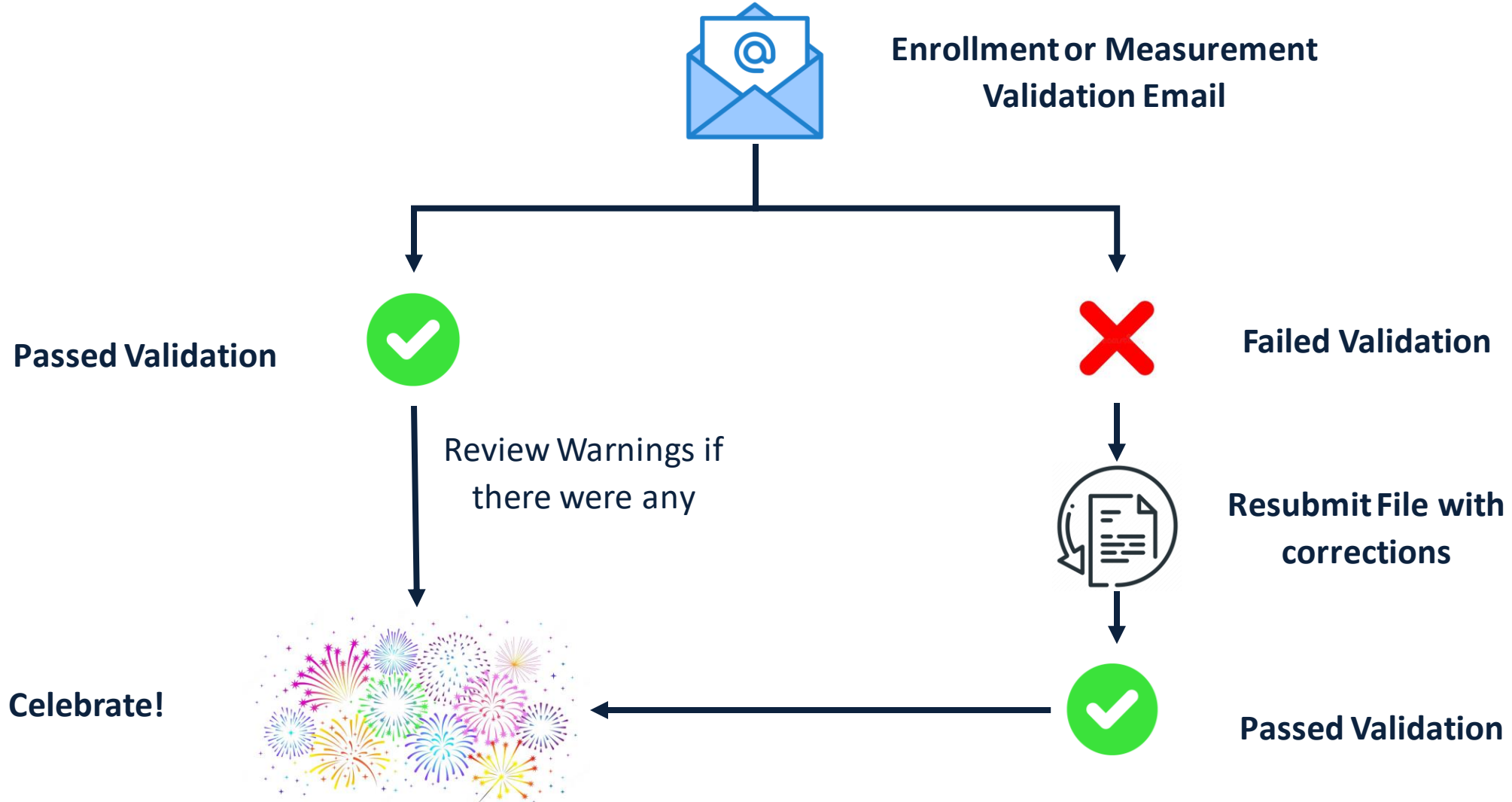
Note: During our data analysis we may find inconsistencies with your measurement data logic. **Jose Ordonez** will reach out if any corrections are necessary.

What will you find in your validation email:

Errors: An error will make your file fail validation.

Warning: A warning will make your file pass validation, but you should review your file and confirm that you have reported on everything that was agreed with CalHIVE BHI's data team.

Next Steps After Validation Email



Cycle 2 Goals

By Cycle 2, each provider organization will have:

1. Reduced the number of measurement file submissions to 2 (only 1 attempts to fail validation).
2. Reduced the length of the data submission window from 6 to 4 weeks.



Questions?



Join our Cycle 2 Office Hours!

- Office hours every quarter!
- **October 3rd, 2024, from 12pm- 1pm.**
- Office hours are optional but attendance it is highly recommended
- Participants will have the opportunity to discuss data reporting challenges, network with peers from other organizations and share best practices.



CalHIVE BHI Data Cycles' Timeline and Reporting Periods

Data Cycle	Data Webinar & Office Hours	Enrollment File	Global Measurement File	Pilot Site Reporting	Global Measurement File and Pilot Site Resubmission	Global Measurement File Reporting Periods
2	DW: Thurs. 9/12/2024 OOH: Thurs. 10/3/2024	X	Fri. 10/11/2024	X (Measure Specs)	Fri. 10/18/2024	<ul style="list-style-type: none"> • 5/1/2023 – 4/30/2024 • 6/1/2023 – 5/31/2024 • 7/1/2023 – 6/30/2024
3	DW: Thurs. 12/12/2024 OOH: Thurs. 1/6/2025	X	Fri. 1/10/2025	Fri. 1/10/2025	Fri. 1/17/2025	<ul style="list-style-type: none"> • 8/1/2023 – 7/31/2024 • 9/1/2023 – 8/31/2024 • 10/1/2023 – 9/30/2024
4	DW: Thurs. 3/13/2025 OOH: Thurs. 4/3/2025	X	Fri. 4/11/2025	Fri. 4/11/2025	Fri. 4/18/2025	<ul style="list-style-type: none"> • 11/1/2023 – 10/31/2024 • 12/1/2023 – 11/30/2024 • 1/1/2024 – 12/31/2024
5	DW: Thurs. 6/12/2025 OOH: Thurs. 7/1/2025	X	Fri. 7/11/2025	Fri. 7/11/2025	Fri. 7/18/2025	<ul style="list-style-type: none"> • 2/1/2024 – 1/31/2025 • 3/1/2024 – 2/28/2025 • 4/1/2024 – 3/31/2025

CalHIVE BHI Data Cycles' Timeline and Reporting Periods

Data Cycle	Data Webinar & Office Hours	Enrollment File	Global Measurement File	Pilot Site Reporting	Global Measurement File and Pilot Site Resubmission	Global Measurement File Reporting Periods
6	DW: Thurs. 9/11/2025 OOH: Thurs. 10/2/2025	X	Fri. 10/10/2025	Fri. 10/10/2025	Fri. 10/17/2025	<ul style="list-style-type: none"> • 5/1/2024 – 4/30/2025 • 6/1/2024 – 5/31/2025 • 7/1/2024 – 6/30/2025
7	DW: Thurs. 12/11/2025 OOH: Thurs. 1/5/2026	X	Fri. 1/9/2026	Fri. 1/9/2026 + (Measure Specs)	Fri. 1/16/2026	<ul style="list-style-type: none"> • 8/1/2024 – 7/31/2025 • 9/1/2024 – 8/31/2025 • 10/1/2024 – 9/30/2025
8	DW: Thurs. 3/12/2026 OOH: Thurs. 4/2/2026	X	Fri. 4/10/2026	Fri. 4/10/2026	Fri. 4/17/2026	<ul style="list-style-type: none"> • 11/1/2024 – 10/31/2025 • 12/1/2024 – 11/30/2025 • 1/1/2025 – 12/31/2025
9	DW: Thurs. 6/11/2026 OOH: Thurs. 6/30/2026	X	Fri. 7/10/2026	Fri. 7/10/2026	Fri. 7/17/2026	<ul style="list-style-type: none"> • 2/1/2025 – 1/31/2026 • 3/1/2025 – 2/28/2026 • 4/1/2025 – 3/31/2026
10	DW: Thurs. 9/10/2026 OOH: Thurs. 10/1/2026	X	Fri. 10/9/2026	Fri. 10/9/2026	Fri. 10/16/2026	<ul style="list-style-type: none"> • 5/1/2025 – 4/30/2026 • 6/1/2025 – 5/31/2026 • 7/1/2025 – 6/30/2026

We Take your Feedback Seriously!

1. Today's webinar was useful for me and my work *[select one]*
 - Strongly agree
 - Agree
 - Neither agree nor disagree
 - Disagree
 - Strongly disagree
2. Of the topics we covered today, what was especially helpful? *[select multiple]*
 - *Reflect on your Cycle 1 data submission experience*
 - *Discuss Tableau CalHIVE BHI Dashboard Access*
 - *Reexamine pilot site reporting deliverables and timeline*
 - *Review Cycle 2 data submission process, deliverables and timeline*



Thank you!

Program Advisor



Peter Robertson
Senior Director,
Practice Transformation

probertson@pbgh.org

Improvement Advisors



Kristina Mody
CalHIVE BHI Director
Director,
Practice Transformation

kmody@pbgh.org

Program Administration



Michael Au
Senior Manager,
Care Transformation

mau@pbgh.org

Clinical Advisor



Dr. Brian Sandoval
Clinical Advisor, BH
Integration



**Daniela Vela
Hernandez**
CFHA Technical Assistance
Associate

dvhernandez@cfha.net



Anna Baer
Program Coordinator,
Care Transformation

abaer@pbgh.org

Data Reporting



Jose Ordonez
Manager,
Data Analytics

jordonez@pbgh.org



Mary Nickel-Nguy
Senior Manager, Behavioral
Health Integration

mnickelnguy@pbgh.org



Erika Lind
Manager,
Care Transformation Events
and Learning

elind@pbgh.org