



Please chat in your:

1. Name
2. Organization
3. What are you excited for this summer 2024?



June 13th, 2024, 12:00 PM-1:00 PM PT

CalHIVE BHI Data Webinar – Cycle 1



California Quality
Collaborative

Tech Tips



Welcome!


Add your organization to
your name

Turn on video if possible



Join in

Chat in or feel free to
come off mute to
contribute



Need help?

Direct message
Anna Baer
if you have any technical
issues



Today's Team



Jose Ordonez
Manager, Data Analytics
jordonez@pbgh.org




Anna Baer
Program Coordinator,
Care Transformation
abaer@pbgh.org

Our Agenda

Today, we will:



Reflect on your Cycle Baseline data submission experience and measure performance



Revisit pilot site reporting timeline



Review Cycle 1 data submission process, deliverables and timeline



California Quality
Collaborative

Cycle Baseline Submission Experience and Analysis

Poll: Cycle Baseline Participant Experience

How would you rate your experience in submitting data for Cycle Baseline?

- Very Good
- Good
- Neither Good nor Poor
- Poor
- Very Poor



How to Utilize your Data to Optimize BHI?

Data collection and analysis can support with optimizing your BHI efforts by:



Monitoring and Evaluating

Track measure performance and outcomes



Designing Interventions

Promote quality improvement to build capacity within organizations



Stratifying

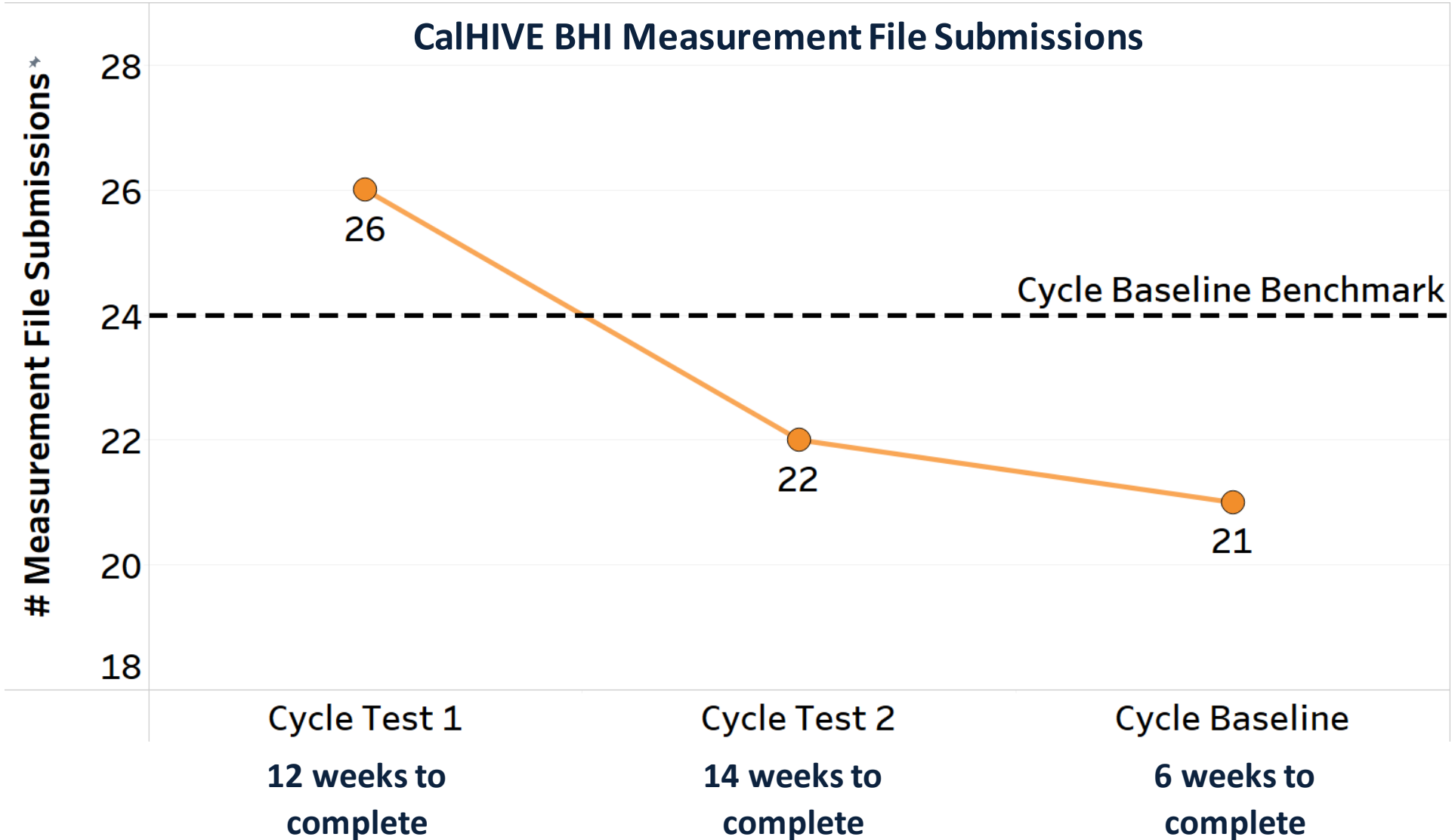
Understand who are your participants or patients



Sharing

Communicate insights with stakeholders

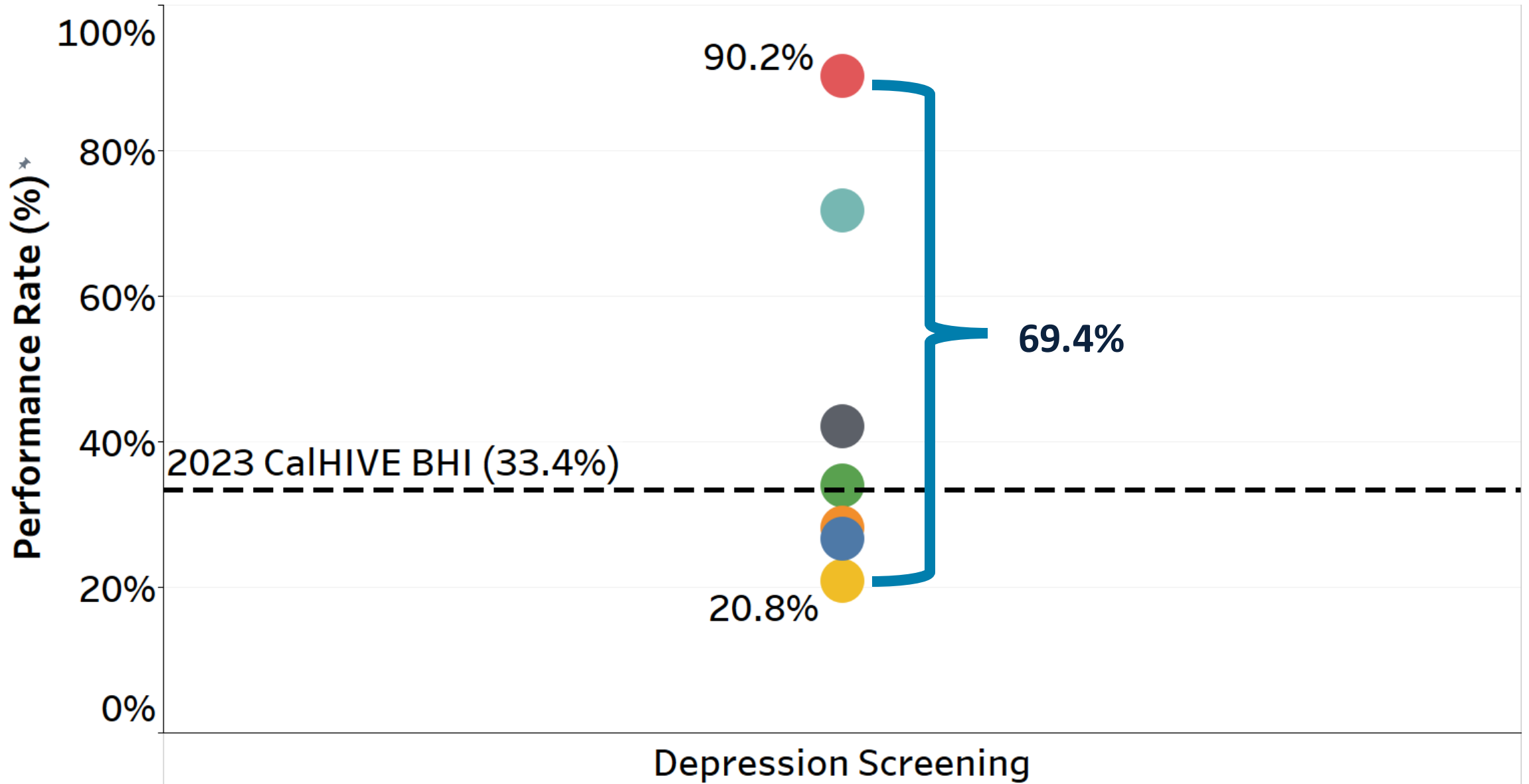
Cycle Baseline Data Submission Goal Results




Cycle Baseline Goals:

- Reduced the number of measurement files submissions to 3.
- Reduced the length of the data submission window from 12 to 6 weeks.

CalHIVE BHI Depression Screening (Dec. 2023)




Let's hear from You!



What went well during Cycle Baseline data submission?



What lessons from Cycle Baseline will you apply to Cycle 1?



What reflections do you have on our baseline performance for depression screening?



California Quality
Collaborative

Pilot Site Reporting Update

Measure Reporting for CalHIVE BHI

**Cycle Baseline – Cycle 10
(2024 – 2026)**

Global Reporting

1.	Enrollment (all patients)
2.	Depression Screening and Follow-Up
3.	Depression Remission or Response
4.	Diabetes HbA1c Poor Control (> 9%)

Global Reporting: Measure Performance Data reported through rolling 12 months measurement periods for the entire primary care PO network (includes pilot site)

**Cycle 2 – Cycle 10
(2024 – 2026)**

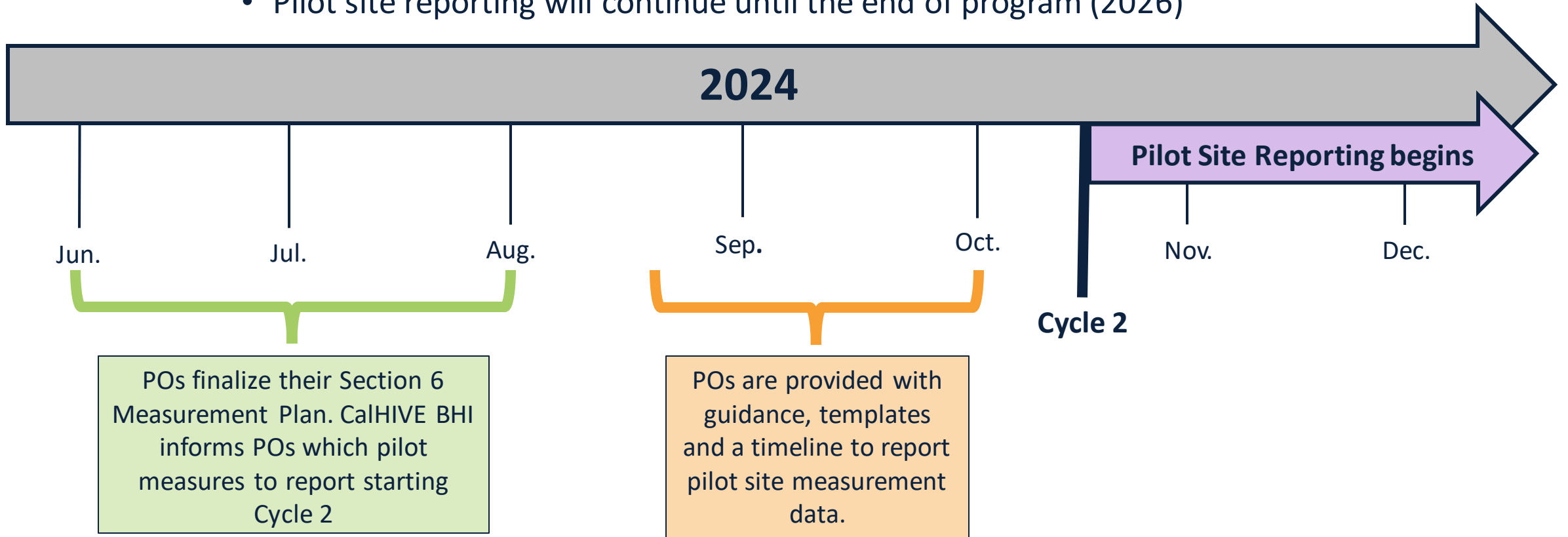
Pilot Site Reporting

1.	Implementation Plan Measure
2.	Implementation Plan Measure

Pilot Site Reporting: Measure performance data reported only for the pilot site. Measures and Measurement periods are TBD.

Pilot Site Data Reporting Timeline

- Pilot site reporting will continue until the end of program (2026)



Recommendation: Connect with your program teams to discuss the measures from their Section 6 Measurement Plan

Q2 2024 Sprint: Implement, Improve, Impact

APRIL

Improvement Advising

- Conduct IMAT 2 of 4
- Collaborate on and finalize Aim statement & Convening Pre-Work

Thurs. 4/4 (12-1) – Data Office Hours

Fri. 4/12 – Baseline Data due

Tues. 4/16 (11-12)

CalHIVE BHI Commons – Person Centered Equitable BHI

- Review health equity opportunities in BHI care
- Understand opportunities to reduce stigma in patient populations

Tues. 4/30 (11-12)

[OPT] Webinar – Model for Improvement Fundamentals (Webinar 2 of 2)

- Plan how to incorporate quality improvement and data-driven decisions

By Tues. 4/30

Aim Statement & Convening Pre-Work Due

- Create goal with measurable objectives for end of program (including a disparity analysis)
- Finalize pre-work for May in-person convening

MAY

Improvement Advising

- Review baseline data trends
- Conduct IMAT 2 of 4

Tues. 5/7 (11-11:30)

[OPT] CalHIVE BHI Webinar – Convening Prep

- Prepare for annual in person meeting

Tues. 5/21- Wed. 5/22

CalHIVE BHI Convening 2024: Implement, Improve, Impact

- Day 1: BHI workflows
- Day 2: Reflect on pilot site integration progress and capture improvements; analyze individual and cohort data trends and Aim Statements; identify patient engagement opportunities

By Fri. 5/31

Implementation Milestone Tool (#2 of 4)

Final scores documented

Improvement Advising

Webinars

In Person Events

Data / Reporting

Assignments

JUNE

Improvement Advising

- Review baseline data trends
- Complete BHI Implementation plan

Tues. 6/11 (11-12)

CalHIVE BHI Commons – BHI Workflows: Barrier Busting

- Reflect on BHI workflow development: challenges, real-life progress and solutions

Thurs. 6/13 (12-1) – Data Webinar: Cycle 1

Tues. 6/25 (11-12)

[OPT] Pilot Site Evaluation & Engagement Office Hours

- Review themes, recommendations & resources

Thurs. 6/27 (11-12) – Data Office Hours

By Fri. 6/28

BHI Implementation Plan: Section 7 – BHI Workflows

- Due to IA

Questions?



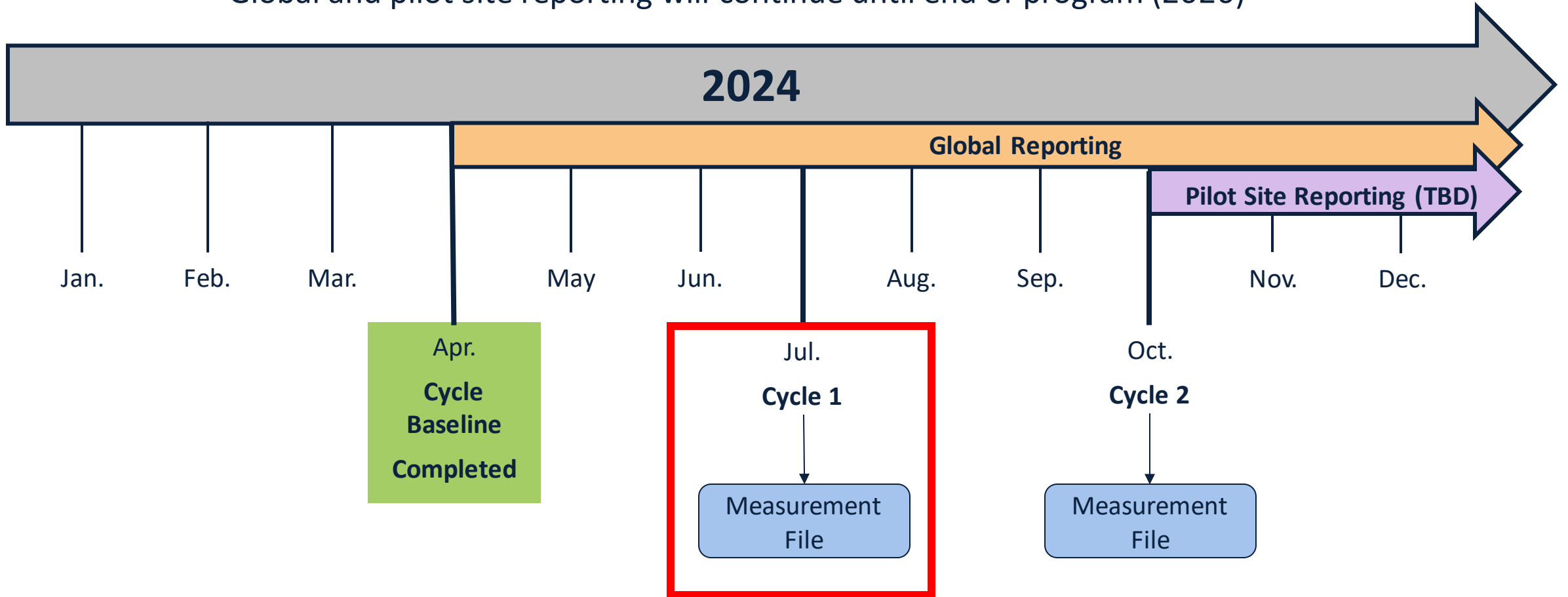


California Quality
Collaborative

CalHIVE BHI – Cycle 1

2024 Data Reporting Timeline for CalHIVE BHI

- Global and pilot site reporting will continue until end of program (2026)



CalHIVE BHI's Cycle 1 Timeline

Sunday	Monday	Tuesday	Wednesday	Thursday	Friday	Saturday
July 2024						
	1	2	3	4	5	6
7	8	9	10	11	12	13
14	15	16	17	18	19	20
21	22	23	24	25	26	27
28	29	30	31			

Measurement File Due Date

Enrollment and Measurement File Resubmission Due Date

Cycle 1 Data Submission will close out by July 31st (4 weeks to complete this cycle).

Cycle 1 Data Deliverables

Measurement File

- Submitted **quarterly** to report performance data across all CalHIVE BHI measures. Data will be reported at the clinician level (numerators/ denominators) with their corresponding practice locations and payer-product mix.

Cycle 1 (Jul. 12th, 2024)

Please report the following measurement periods:

- 2/1/2023 – 1/31/2024 (1/31/2024) Rolling 12 Months
- 3/1/2023 – 2/29/2024 (2/29/2024) Rolling 12 Months
- 4/1/2023 – 3/31/2024 (3/31/2024) Rolling 12 Months

Measurement File Example

Measurement File								
Measurement Period Last Date	PO Identifier	Clinician NPI (Type 1)	Practice TIN	Practice NPI (Type 2)	Product	Measure Identifier	Denominator	Numerator
1/31/2024	31110	1234567890	012345678	1234543210	MA	HPC	30	15
1/31/2024	31110	1234567890	012345678	1234543210	HMOPOS	HPC	60	30
1/31/2024	31110	1234567890	012345678	1234543210	MA	ENR	90	
1/31/2024	31110	1234567890	012345678	1234543210	HMOPOS	ENR	100	
2/29/2024	31110	1234567890	012345678	1234543210	MA	HPC	32	14
2/29/2024	31110	1234567890	012345678	1234543210	HMOPOS	HPC	62	27
2/29/2024	31110	1234567890	012345678	1234543210	MA	ENR	93	
2/29/2024	31110	1234567890	012345678	1234543210	HMOPOS	ENR	105	

Cycle 1 Reminders and Naming File Format

Example Organization Name: Long Beach IPA

First Submission:

- Long Beach IPA Measurement File

First Resubmission (validation failed the 1st time):

- Long Beach IPA Measurement File res1

Second Resubmission (validation failed the 2nd time):

- Long Beach IPA Measurement File res2



Reminders:

- Use the same unique Box link that was provided to you during Cycle Test 1.
- If you have lost your unique Box link, email Jose Ordonez at jordonez@pbgh.org

Measurement Files' Validation Email

Data Validation Results:

An automated validation email will be sent to your organization's data team indicating whether your file passed or failed validation.

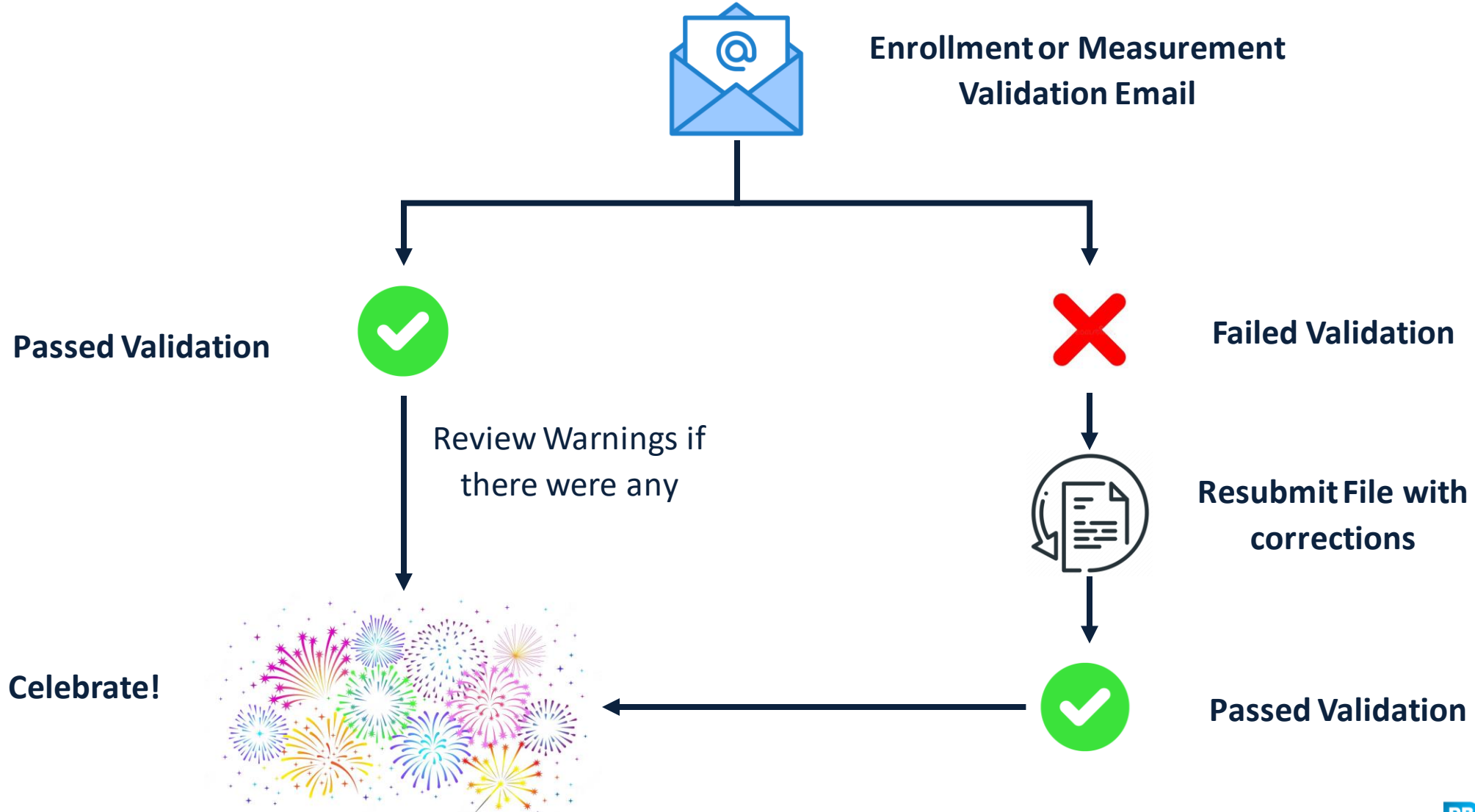
Note: During our data analysis we may find inconsistencies with your measurement data logic. **Jose Ordonez** will reach out if any corrections are necessary.

What will you find in your validation email:

Errors: An error will make your file fail validation.

Warning: A warning will make your file pass validation, but you should review your file and confirm that you have reported on everything that was agreed with CalHIVE BHI's data team.

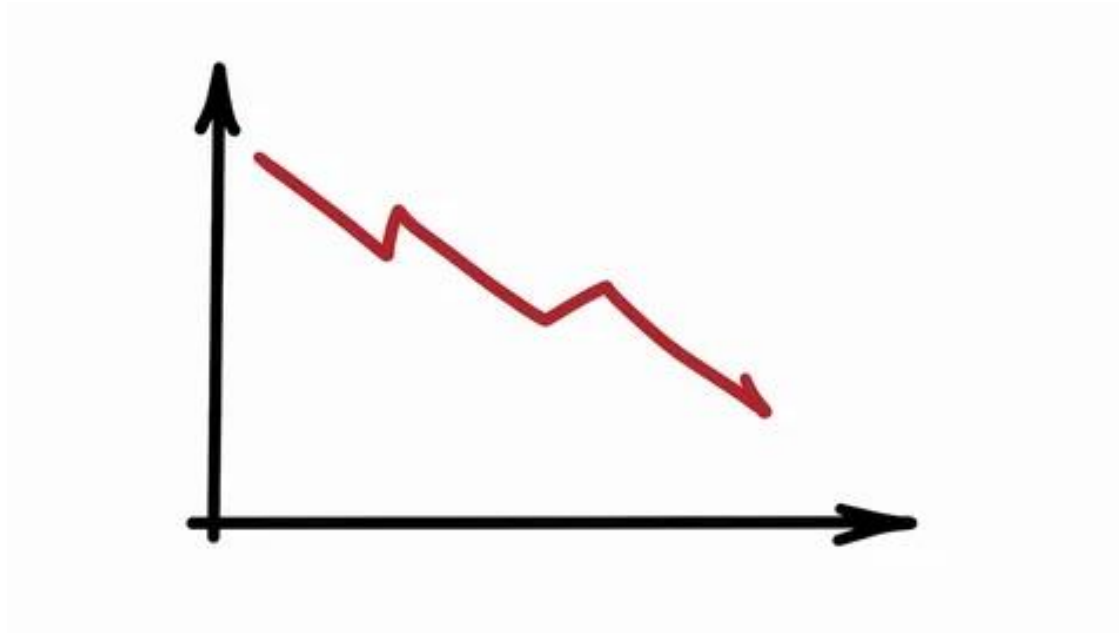
Next Steps After Validation Email



Cycle 1 Goals

By Cycle 1, each provider organization will have:

1. Reduced the number of measurement file submissions to 2 (only 1 attempts to fail validation).
2. Reduced the length of the data submission window from 6 to 4 weeks.



Questions?



Join our Cycle 1 Office Hours!

- Office hours every quarter!
- **June 27th, 2024, from 11am- 12pm.**
- Office hours are optional but attendance it is highly recommended
- Participants will have the opportunity to discuss data reporting challenges, network with peers from other organizations and share best practices.



CalHIVE BHI Data Cycles' Timeline and Reporting Periods

Data Cycle	Data Webinar & Office Hours	Enrollment File	Measurement File	Measurement File Resubmission	Measurement File Reporting Periods
1	DW: Thurs. 6/13/2024 OOH: Thurs. 7/2/2024	X	Fri. 7/12/2024	Fri. 7/19/2024	<ul style="list-style-type: none"> • 2/1/2023 – 1/31/2024 • 3/1/2023 – 2/29/2024 • 4/1/2023 – 3/31/2024
2	DW: Thurs. 9/12/2024 OOH: Thurs. 10/3/2024	X	Fri. 10/11/2024	Fri. 10/18/2024	<ul style="list-style-type: none"> • 5/1/2023 – 4/30/2024 • 6/1/2023 – 5/31/2024 • 7/1/2023 – 6/30/2024
3	DW: Thurs. 12/12/2024 OOH: Thurs. 1/6/2025	X	Fri. 1/10/2025	Fri. 1/17/2025	<ul style="list-style-type: none"> • 8/1/2023 – 7/31/2024 • 9/1/2023 – 8/31/2024 • 10/1/2023 – 9/30/2024
4	DW: Thurs. 3/13/2025 OOH: Thurs. 4/3/2025	X	Fri. 4/11/2025	Fri. 4/18/2025	<ul style="list-style-type: none"> • 11/1/2023 – 10/31/2024 • 12/1/2023 – 11/30/2024 • 1/1/2024 – 12/31/2024
5	DW: Thurs. 6/12/2025 OOH: Thurs. 7/1/2025	X	Fri. 7/11/2025	Fri. 7/18/2025	<ul style="list-style-type: none"> • 2/1/2024 – 1/31/2025 • 3/1/2024 – 2/28/2025 • 4/1/2024 – 3/31/2025

CalHIVE BHI Data Cycles' Timeline and Reporting Periods

Data Cycle	Data Webinar & Office Hours	Enrollment File	Measurement File	Measurement File Resubmission	Measurement File Reporting Periods
6	DW: Thurs. 9/11/2025 OOH: Thurs. 10/2/2025	X	Fri. 10/10/2025	Fri. 10/17/2025	<ul style="list-style-type: none"> • 5/1/2024 – 4/30/2025 • 6/1/2024 – 5/31/2025 • 7/1/2024 – 6/30/2025
7	DW: Thurs. 12/11/2025 OOH: Thurs. 1/5/2026	X	Fri. 1/9/2026	Fri. 1/16/2026	<ul style="list-style-type: none"> • 8/1/2024 – 7/31/2025 • 9/1/2024 – 8/31/2025 • 10/1/2024 – 9/30/2025
8	DW: Thurs. 3/12/2026 OOH: Thurs. 4/2/2026	X	Fri. 4/10/2026	Fri. 4/17/2026	<ul style="list-style-type: none"> • 11/1/2024 – 10/31/2025 • 12/1/2024 – 11/30/2025 • 1/1/2025 – 12/31/2025
9	DW: Thurs. 6/11/2026 OOH: Thurs. 6/30/2026	X	Fri. 7/10/2026	Fri. 7/17/2026	<ul style="list-style-type: none"> • 2/1/2025 – 1/31/2026 • 3/1/2025 – 2/28/2026 • 4/1/2025 – 3/31/2026
10	DW: Thurs. 9/10/2026 OOH: Thurs. 10/1/2026	X	Fri. 10/9/2026	Fri. 10/16/2026	<ul style="list-style-type: none"> • 5/1/2025 – 4/30/2026 • 6/1/2025 – 5/31/2026 • 7/1/2025 – 6/30/2026

We Take your Feedback Seriously!

1. Today's webinar was useful for me and my work *[select one]*
 - Strongly agree
 - Agree
 - Neither agree nor disagree
 - Disagree
 - Strongly disagree
2. Of the topics we covered today, what was especially helpful? *[select multiple]*
 - Reflect on your Cycle Baseline data submission experience and measure performance
 - Revisit pilot site reporting timeline
 - Review Cycle 1 data submission process, deliverables and timeline





California Quality
Collaborative

Thank you!